



















Grease Fittings

		10 qty	50 qty	100 qty	500 qty
1/4" - 28 Taper					
 651  652  657  656	1/4" - 28 Taper thread, short, straight	651 010	651 050	651 100	651 500
	1/4" - 28 Taper thread, med, straight	652 010	652 050	652 100	652 500
	1/4" - 28 Taper thread, long, straight	653 010	653 050	653 100	653 500
	1/4" - 28 Taper thread, 90° angle	656 010	656 050	656 100	656 500
	1/4" - 28 Taper thread, 45° angle	657 010	657 050	657 100	657 500
Metric					
 691  692  697  698	6 mm x 1.0, straight	691 010	691 050	691 100	691 500
	8 mm x 1.0, straight	692 010	692 050	692 100	692 500
	6 mm x 1.0, 45° angle	694 010	694 050	694 100	694 500
	8 mm x 1.0, 45° angle	695 010	695 050	695 100	695 500
	6 mm x 1.0, 90° angle	697 010	697 050	697 100	697 500
	8 mm x 1.0, 90° angle	698 010	698 050	698 100	698 500
1/4" Pipe					
 687  689	1/4" Pipe thread, straight	687 010	687 050	687 100	687 500
	1/4" Pipe thread, 65° angle	689 010	689 050	689 100	689 500
1/8" Pipe					
 672  673  679  678  674	1/8" Pipe thread, 30° angle	671 010	671 050	671 100	671 500
	1/8" Pipe thread, 65° angle, short	672 010	672 050	672 100	672 500
	1/8" Pipe thread, 90° angle	673 010	673 050	673 100	673 500
	1/8" Pipe thread, short, straight	674 010	674 050	674 100	674 500
	1/8" Pipe thread, 65° angle, long	675 010	675 050	675 100	675 500
	1/8" Pipe thread, 45° angle	678 010	678 050	678 100	678 500
	1/8" Pipe thread, long, straight	679 010	679 050	679 100	679 500
Drive Type					
 662  666  668	1/4" Drive type, straight	662 010	662 050	662 100	662 500
	3/16" Drive type, straight	666 010	666 050	666 100	666 500
	5/16" Drive type, straight	668 010	668 050	668 100	668 500
Buttonhead fittings					
 1290  1292	Standard - 1/8" MPT	1290 010	1290 050	1290 100	1290 500
	Standard - 1/4" MPT	1291 010	1291 050	1291 100	1291 500
	Giant - 1/4" MPT	1292 010	1292 050	1292 100	1292 500
	Giant - 3/8" MPT	1293 010	1293 050	1293 100	1293 500